

Instructions

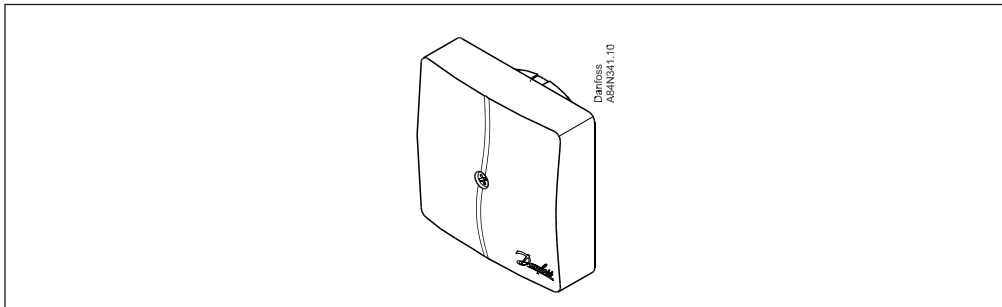
Type ESMT

ENGINEERING
TOMORROW



084R9247

084R9247



ENGLISH	ESMT outdoor temperature sensor	Page 2 www.heating.danfoss.com
DANSK	ESMT udetemperaturføler	Side 2 www.varme.danfoss.dk
DEUTSCH	ESMT Außentemperaturfühler	Seite 2 www.heating.danfoss.de
FRANCAIS	ESMT sonde de température extérieure	Page 2 www.heating.danfoss.fr
ESPAÑOL	ESMT sensor de la temperatura exterior	Página 2 www.heating.danfoss.es
ITALIANO	ESMT sonda per temperatura esterna	Pagina 3 www.heating.danfoss.it
SVENSKA	ESMT utetemperaturgivare	Sida 3 www.heating.danfoss.se
NEDERLANDS	ESMT buitenvoeler	Bladzijde 3 www.heating.danfoss.nl
SUOMEKSI	ESMT ulkoanturi	Sivu no. 3 www.heating.danfoss.fi

? **ESMT: www.heating.danfoss.com**

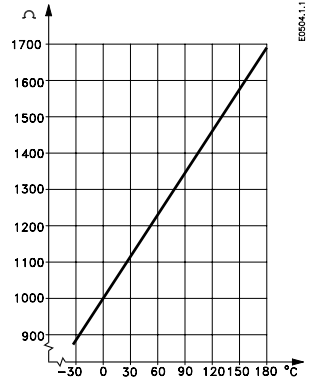
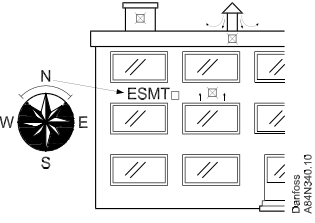
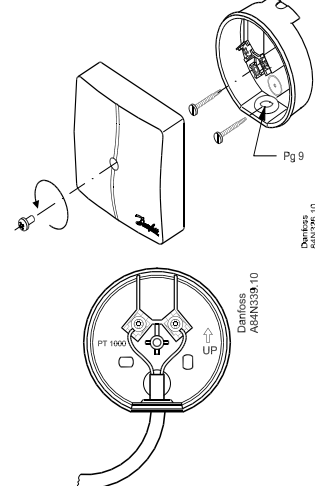
? **<https://www.youtube.com/user/DanfossHeating>**

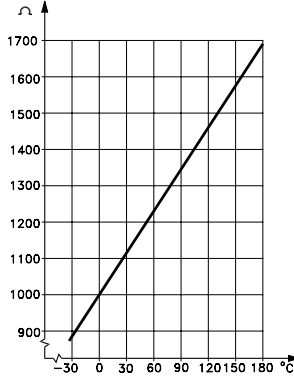
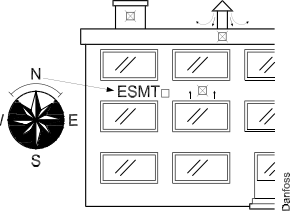
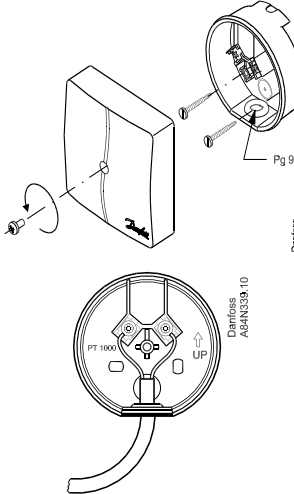
-> **Playlists** -> **How-to Videos** -> **District Energy installation videos**



Danfoss A/S
Heating Segment • danfoss.com • +45 7488 2222 • E-Mail: heating@danfoss.com

Danfoss can accept no responsibility for possible errors in catalogues, brochures and other printed material. Danfoss reserves the right to alter its products without notice. This also applies to products already on order provided that such alterations can be made without substantial changes being necessary in specifications already agreed. All trademarks in this material are property of the respective companies. Danfoss and all Danfoss logotypes are trademarks of Danfoss A/S. All rights reserved.

ENGLISH	DANSK	DEUTSCH		FRANCAIS	<p>ESM4.1.1</p>
<p>Type ESMT is a Pt 1000 Ω outdoor temperature sensor.</p>	<p>ESMT er en Pt 1000 Ω udetemperaturføler.</p>	<p>ESMT ist ein Pt 1000 Ω Aussentemperaturfühler.</p>		<p>La sonde ESMT est une sonde de température extérieure avec résistance platine de 1000 Ω.</p>	<p>El sensor de la temperatura exterior ESMT es un sensor Pt 1000 Ω.</p>
<p>Mounting The sensor is mounted on the coldest elevation of the building/zone (normally the north elevation).</p>	<p>Montering Føleren placeres på bygningens/zonens koldeste facade (normalt nordfacaden).</p>	<p>Montage Der Fühler ist auf der kältesten Fassade (kälteste Zone) des betreffenden Gebäudes anzuordnen. Normalerweise wird es die Nordfassade sein.</p>		<p>Installation La sonde est à placer sur la facade la plus froide (généralement la façade Nord).</p>	<p>Montaje El sensor ha de montarse en la parte más fría del edificio/zona (normalmente en la cara norte).</p>
<p>Electrical connection Two wire non polarized (can be crossed). Connection cable: 2 x 0,4 - 1,5 mm².</p>	<p>El-tilslutning Lederne kan tilsluttes vilkårligt. Tilslutningskabel: 2 x 0,4 - 1,5 mm².</p>	<p>Elektrischer Anschluss Die Leiter können beliebig angeschlossen werden. Anschlusskabel: 2 x 0,4 - 1,5 mm².</p>		<p>Raccordement électrique L'inversion des fils est sans importance. Câble de raccordem.: 2 x 0,4 à 1,5 mm².</p>	<p>Conexión eléctrica Los cables pueden conectarse facultativamente. Cable de conexión: 2 x 0,4 - 1,5 mm².</p>

ITALIANO	SVENSKA	NEDERLANDS		SUOMEKSI	
<p>L'ESMT é una sonda per temperatura esterna al Pt 1000.</p>	<p>ESMT är en Pt 1000 Ω utetemperaturgivare.</p>	<p>De voeler Type ESMT is een Pt 1000 Ω buitenvoeler.</p>		<p>ESMT on Pt 1000 Ω ulkoanturi.</p>	
<p>Installazione La sonda deve essere installata nel punto piú freddo dell'edificio (normalmente con esposizione a Nord).</p>	<p>Montering Givaran placeras på byggnadens/zonens kallaste fasad (normalt norrfasad).</p>	<p>Montage De buitenvoeler wordt het best geplaatst op de koudste gevel van het gebouw. (Normaal Noord / Noord-West).</p>		<p>Asennus Ulkoanturi asennetaan rakennuksen pohjoisseinälle.</p>	
<p>Collegamento elettrico I fili devono essere collegati secondo lo schema elettrico. Cavo di collegam.: 2 x da 0,4 a 1,5 mm².</p>	<p>Elanslutning Elanslutning kan utföras oberoende av kablernas placering på plint. Anslutningskabel: 2 x 0,4 - 1,5 mm².</p>	<p>Elektrische aansluiting De volgorde van aansluiting aan de klemmen is onbelangrijk. Ansluitkabel: 2 x van 0,4 tot 1,5 mm².</p>		<p>Sähkökytkentä Kaapelit voidaan kytkeä liittimiin kummin päin tahansa. Anturikaapelit: 2 x 0,4...1,5 mm².</p>	